

Scaled data based on original data using
LM-79-08 Approved Method: Electrical and Photometric Measurements of Solid-
State Lighting Products

Test Report Prepared for
Cooper Lighting Solutions
(formerly Eaton)

Brand: McGRAW-EDISON

Report Number: P385614

Luminaire Tested: **GWC-SA1A-830-U-T3-HSS**

Issue Date: 3/3/2020

Test Information

Test Method: LM-79-08
Report Number: P385614
TEST IS SCALED FROM IESNA LM-79-08 TEST DATA (G2-1903-205-15)
Test Lab: INNOVATION CENTER
Issue Date: 3/3/2020
Manufacturer: COOPER LIGHTING SOLUTIONS (FORMERLY EATON)
Product Line: MCGRAW-EDISON
Catalog Number: GWC-SA1A-830-U-T3-HSS
Description: GALLEON WALL LUMINAIRE
(1) 80 CRI, 3000K, 615mA LIGHTSQUARE WITH 16 LEDS AND TYPE III OPTICS
WITH HOUSE SIDE SHIELD
Light Source: -
Ballast/Driver: ELECTRONIC DRIVER

Summary

Lumens per Lamp: N/A
Luminaire Lumens: 2882 lumens
Efficiency: N/A
Efficacy: 84.8 lumens/watt
Luminous Opening: Rectangular (W 0.5' x L: 0.5' x H: 0')
IES Classification: Type III - Short
BUG Rating: B0 - U0 - G1

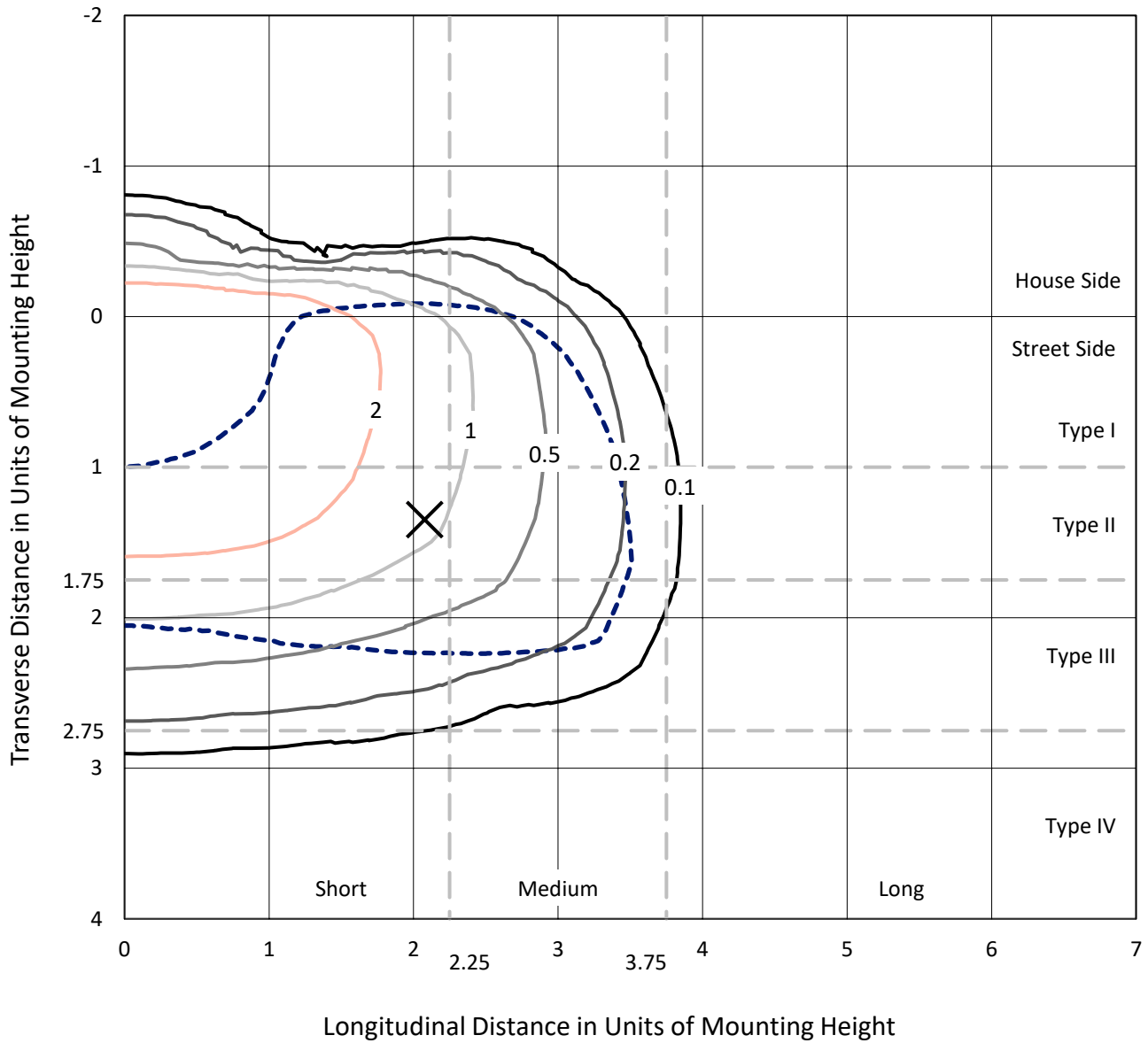
Input Watts (W): 34
Input Voltage (V): NR
Input Current (Ain): NR
Voltage Rise (V): NR
Power Factor: NR
Total Harmonic Distortion (THDi): NR
Frequency (hertz): 60
Stabilization Time: NR
Operation Time: NR
Ambient Temperature (°C): NR
Test Distance: 24 FT



REPORT NUMBER: P385614
 CATALOG NUMBER: GWC-SA1A-830-U-T3-HSS

Iso-Footcandle Lines of Horizontal Illumination

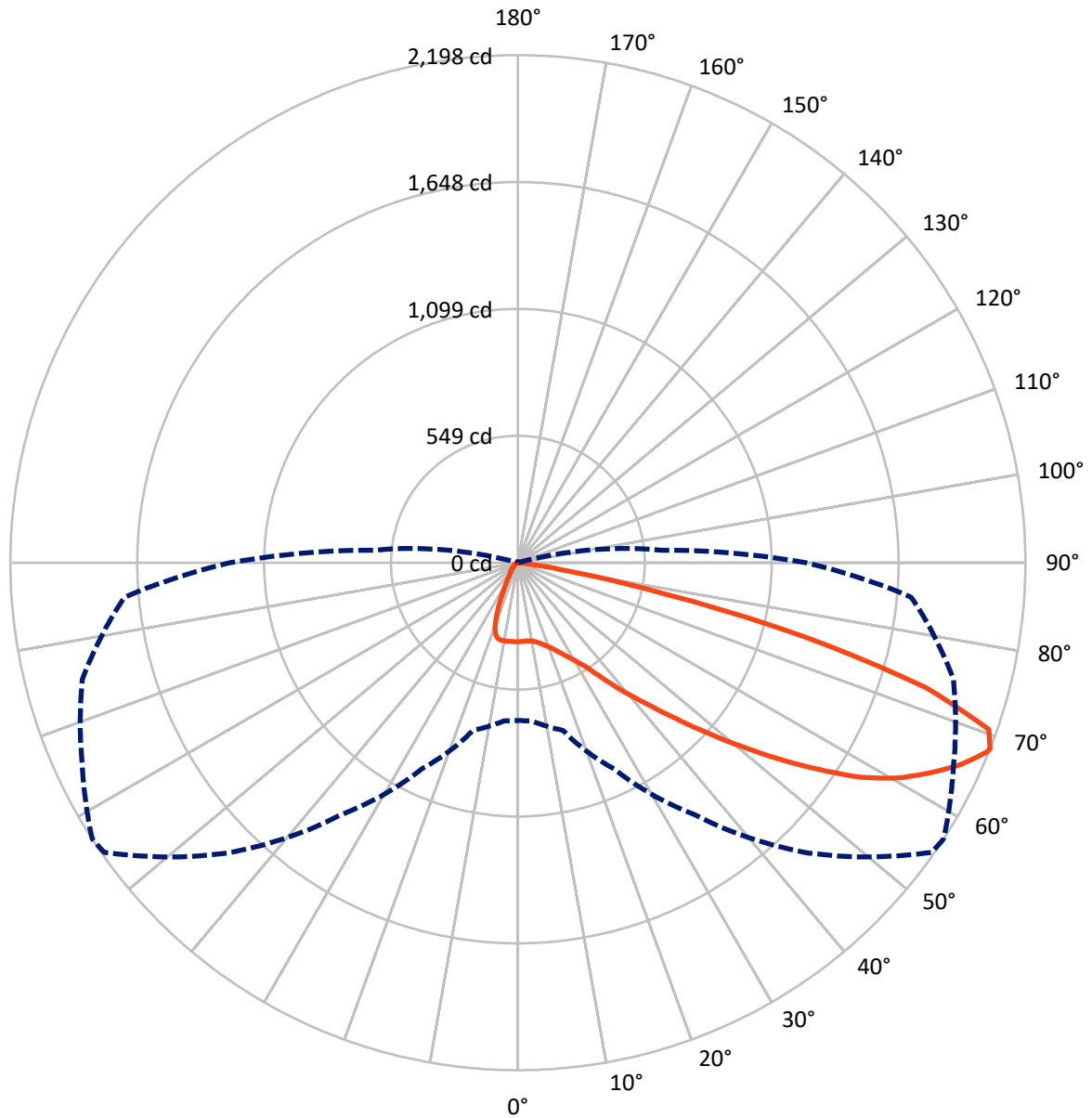
✕ Max cd
 - - - 1/2 Max cd



Based on 10 foot mounting height. Maximum calculated value = 4.4 fc
 Type III - Short - N/A

REPORT NUMBER: P385614
CATALOG NUMBER: GWC-SA1A-830-U-T3-HSS

Luminous Intensity Polar Plot



— Vertical Plane Through 57-Deg Lateral - - - Horizontal Cone Through 68-Deg Vertical



REPORT NUMBER: P385614

CATALOG NUMBER: GWC-SA1A-830-U-T3-HSS

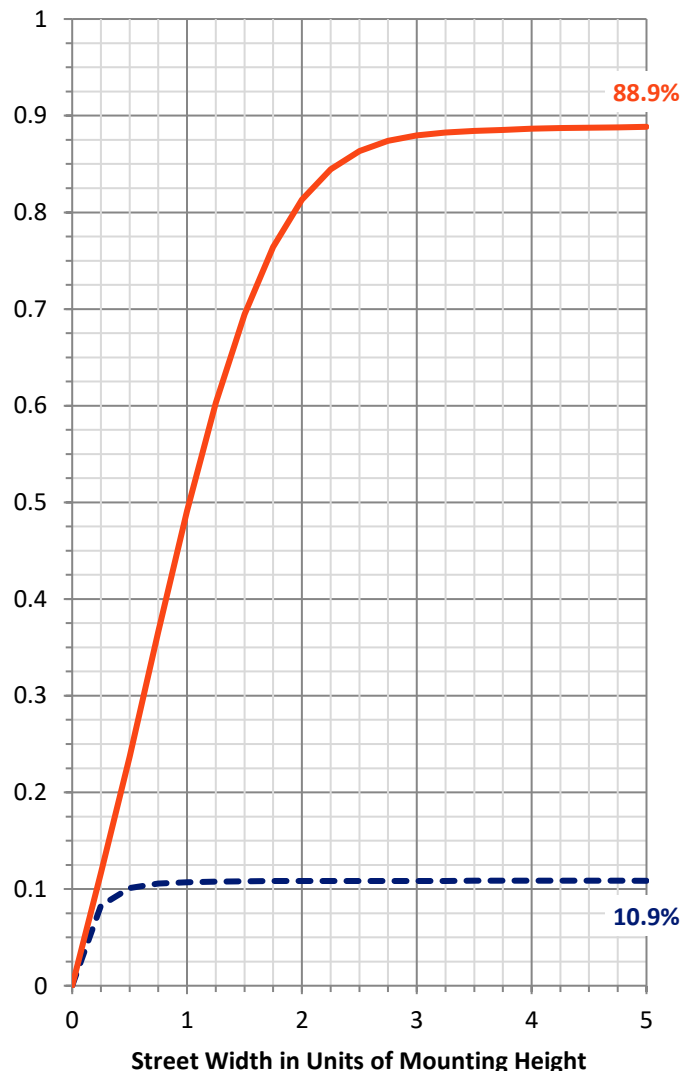
FLUX DISTRIBUTION:

		Downward	Upward	Total
House Side	Lumens	316.0	0.0	316.0
	% Fixture	11.0	0.0	11.0
Street Side	Lumens	2566.0	0.0	2566.0
	% Fixture	89.0	0.0	89.0
Total	Lumens	2882.0	0.0	2882.0
	% Fixture	100.0	0.0	100.0

ZONAL LUMENS:

Zone	Lumens	% Fixture
0°-10°	32.0	1.1
10°-20°	88.8	3.1
20°-30°	153.2	5.3
30°-40°	264.4	9.2
40°-50°	452.3	15.7
50°-60°	723.6	25.1
60°-70°	836.1	29.0
70°-80°	319.5	11.1
80°-90°	12.0	0.4
90°-100°	0.0	0.0
100°-110°	0.0	0.0
110°-120°	0.0	0.0
120°-130°	0.0	0.0
130°-140°	0.0	0.0
140°-150°	0.0	0.0
150°-160°	0.0	0.0
160°-170°	0.0	0.0
170°-180°	0.0	0.0
0°-90°	2882.0	100.0
0°-180°	2882.0	100.0

Coefficient of Utilization



REPORT NUMBER: P385614

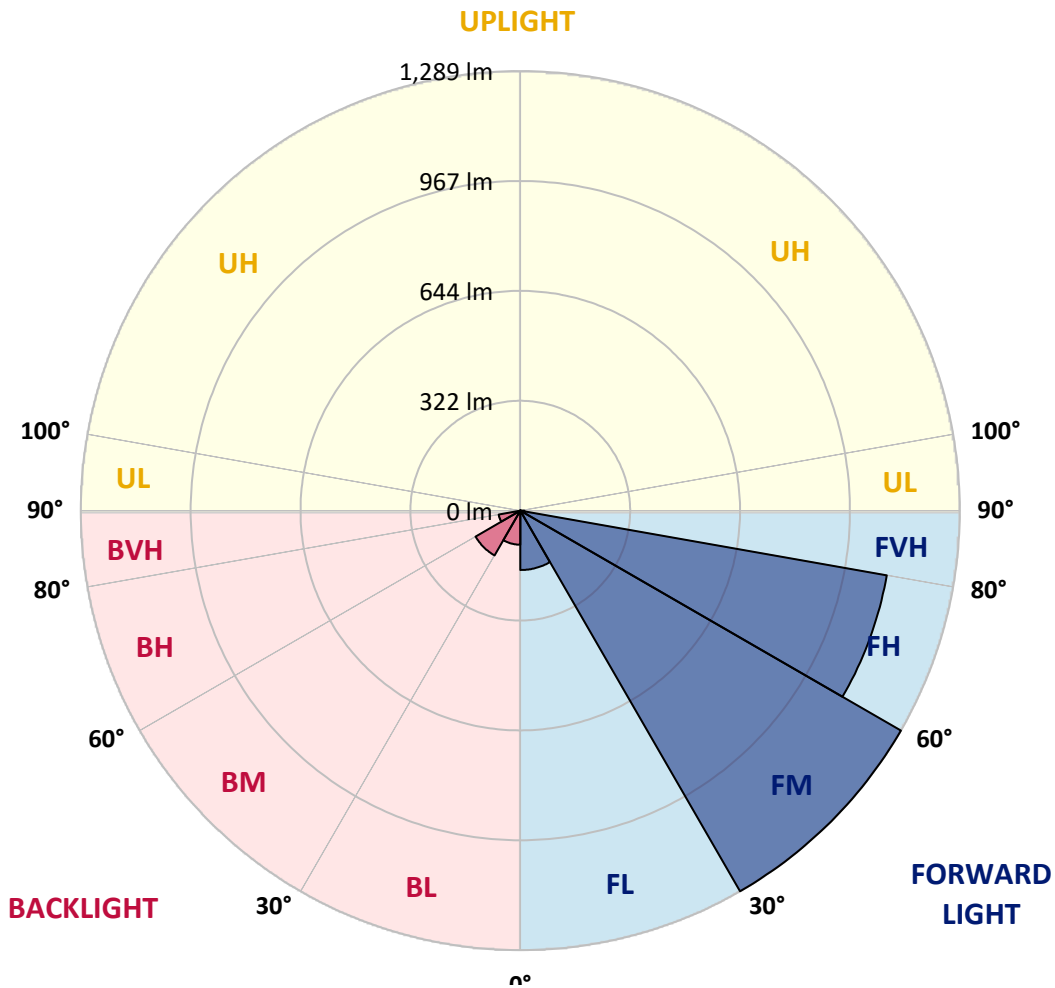
CATALOG NUMBER: GWC-SA1A-830-U-T3-HSS

LUMINAIRE CLASSIFICATION SYSTEM LUMEN TABLE AND BUG RATING:

Zone	Lumens	% Fixture	Zone Rating/Lumen Limit		
			B	U	G
FL (0°-30°)	174.2	6.0			
FM (30°-60°)	1288.8	44.7			
FH (60°-80°)	1091.2	37.9			G1/1800
FVH (80°-90°)	11.8	0.4			G1/100
BL (0°-30°)	99.9	3.5	B0/110		
BM (30°-60°)	151.6	5.3	B0/220		
BH (60°-80°)	64.4	2.2	B0/110		G0/110
BVH (80°-90°)	0.2	0.0			G0/10
UL (90°-100°)	0.0	0.0		U0/0	
UH (100°-180°)	0.0	0.0		U0/0	

BUG Rating: B0-U0-G1

Type III Short





REPORT NUMBER: P385614
 CATALOG NUMBER: GWC-SA1A-830-U-T3-HSS

CANDELA DISTRIBUTION (FULL):

	0°	5°	15°	25°	35°	45°	55°	57°	65°	75°	85°
0°	342.5	342.5	342.5	342.5	342.5	342.5	342.5	342.5	342.5	342.5	342.5
2.5°	334.4	335.9	337.0	337.7	338.5	340.3	340.8	341.6	342.0	342.0	343.0
5°	321.2	322.8	325.2	327.1	330.9	335.8	339.3	340.7	343.1	345.3	346.5
7.5°	308.9	310.8	313.6	318.1	324.6	332.5	339.9	341.8	346.5	351.2	353.5
10°	301.0	302.5	306.1	312.5	321.1	332.1	342.5	344.8	353.0	360.7	365.1
12.5°	298.3	299.7	303.3	310.6	321.2	334.1	348.5	351.9	363.9	375.2	381.3
15°	302.3	302.5	306.5	313.3	323.8	339.2	358.4	362.5	377.6	392.3	400.0
17.5°	317.5	316.3	318.3	321.3	329.6	345.9	368.9	375.0	395.2	412.5	419.7
20°	355.7	355.7	351.0	342.9	343.0	356.2	383.1	390.0	414.7	434.7	441.3
22.5°	421.0	419.7	410.5	390.4	372.0	374.1	400.4	409.4	438.1	459.5	461.7
25°	499.4	497.9	483.6	455.4	423.5	403.0	423.8	434.2	466.1	485.0	480.5
27.5°	582.6	581.3	567.2	532.2	486.8	449.0	451.7	461.6	494.5	513.2	498.9
30°	663.1	663.5	649.5	613.5	562.1	507.8	487.2	492.9	522.2	541.1	520.7
32.5°	739.7	740.2	728.1	687.9	639.9	576.0	536.2	534.7	554.4	573.0	549.6
35°	808.0	809.3	801.0	769.8	719.0	652.1	599.9	596.3	600.0	621.1	593.9
37.5°	873.8	874.6	868.3	842.0	799.5	735.6	680.3	675.2	667.3	683.6	652.3
40°	945.9	943.8	936.6	912.8	876.2	827.9	766.7	758.0	744.2	758.6	729.2
42.5°	1012.9	1010.6	1011.8	984.9	954.1	922.7	867.4	852.4	844.4	861.0	823.5
45°	1096.7	1095.5	1099.6	1076.2	1051.2	1028.5	982.8	966.5	962.9	982.4	937.6
47.5°	1179.5	1182.5	1195.1	1185.2	1175.1	1155.1	1105.0	1097.7	1099.9	1123.4	1057.9
50°	1248.4	1252.0	1286.7	1298.1	1312.7	1301.0	1250.9	1246.4	1255.0	1276.2	1187.4
52.5°	1298.3	1305.5	1348.7	1401.4	1454.6	1462.5	1412.5	1408.4	1420.0	1423.2	1287.4
55°	1332.9	1339.3	1388.2	1484.7	1592.9	1627.0	1595.9	1580.1	1577.9	1545.6	1392.6
57.5°	1339.0	1338.4	1408.7	1538.5	1701.4	1789.3	1769.7	1754.1	1709.4	1658.7	1513.2
60°	1304.4	1308.4	1390.0	1557.2	1769.5	1912.1	1913.6	1893.4	1823.8	1768.7	1630.1
62.5°	1197.9	1213.9	1296.4	1508.3	1768.7	1961.5	2019.0	2003.6	1920.4	1858.8	1748.7
65°	1025.1	1030.8	1109.4	1340.7	1649.2	1940.8	2114.0	2108.3	2007.5	1946.3	1809.6
67.5°	748.6	736.2	818.7	1055.7	1396.3	1820.1	2182.2	2189.4	2074.6	1964.3	1744.7
68°	683.1	686.8	751.1	985.3	1330.0	1777.4	2186.7	2197.7	2081.3	1952.5	1709.3
70°	407.2	414.3	471.6	678.4	1011.8	1536.1	2138.1	2163.4	2041.5	1831.7	1478.4
72.5°	104.0	112.4	166.7	303.6	577.9	1082.3	1805.0	1847.6	1772.5	1485.9	998.1
75°	42.8	45.0	59.6	100.0	215.3	487.6	1189.7	1281.0	1228.8	889.6	451.1
77.5°	29.6	31.1	38.3	55.5	93.2	165.3	583.3	649.2	584.9	303.6	98.4
80°	21.3	22.5	27.4	36.9	53.6	59.0	190.1	219.8	174.6	66.6	24.4
82.5°	12.7	13.6	20.4	26.3	32.6	28.2	47.3	53.7	50.6	33.1	10.9
85°	6.3	7.4	13.8	18.8	17.6	11.9	14.4	16.1	19.9	20.2	5.9
87.5°	0.4	0.8	8.0	11.3	4.9	2.7	4.2	5.2	7.1	9.9	2.5
90°	0.0	0.0	0.0	0.0	0.0	0.0	0.0	0.0	0.0	0.0	0.0



REPORT NUMBER: P385614
 CATALOG NUMBER: GWC-SA1A-830-U-T3-HSS

CANDELA DISTRIBUTION (continued):

	90°	95°	105°	115°	125°	135°	145°	155°	165°	175°	180°
0°	342.5	342.5	342.5	342.5	342.5	342.5	342.5	342.5	342.5	342.5	342.5
2.5°	343.4	343.5	342.6	342.2	342.5	340.8	340.1	340.4	340.4	340.8	340.1
5°	346.8	346.8	345.2	343.0	341.8	338.6	336.6	336.1	335.6	335.4	334.8
7.5°	354.2	353.4	350.5	345.7	341.6	334.8	329.6	326.9	325.6	325.0	324.6
10°	366.0	364.5	359.8	350.9	341.5	329.4	318.1	310.0	303.3	300.6	299.0
12.5°	382.0	379.8	371.8	357.0	340.5	318.2	293.7	270.1	248.2	239.2	234.7
15°	400.4	397.2	384.6	362.2	335.0	293.0	239.7	198.4	168.0	156.6	151.7
17.5°	419.0	415.0	395.7	365.5	318.2	240.8	168.2	127.0	106.7	101.3	99.3
20°	437.8	431.9	405.4	363.0	280.3	173.6	110.9	92.8	86.9	85.3	84.8
22.5°	455.7	446.4	414.1	353.5	222.0	116.5	87.8	82.0	80.1	79.2	78.9
25°	471.2	458.3	421.8	324.1	157.1	88.0	79.0	77.1	74.7	72.9	73.0
27.5°	485.8	470.1	426.4	275.5	104.8	75.2	73.2	70.6	66.1	63.5	63.5
30°	503.4	486.0	429.8	212.0	77.1	66.5	64.9	60.9	54.8	51.4	51.4
32.5°	529.8	509.9	427.6	148.8	63.9	58.5	54.6	49.2	42.5	39.2	39.1
35°	570.3	547.0	412.1	97.6	56.4	50.8	44.7	38.0	32.2	29.4	29.3
37.5°	624.8	596.6	377.2	69.8	50.6	43.7	36.4	29.0	24.7	22.9	22.8
40°	695.5	654.3	327.3	56.6	45.1	36.9	28.1	22.5	19.5	18.1	18.3
42.5°	780.4	716.0	267.5	48.8	39.8	30.4	21.9	17.7	15.8	14.9	14.6
45°	874.7	776.9	204.8	43.5	34.5	24.5	17.2	14.0	12.5	12.0	12.0
47.5°	978.5	836.2	149.9	38.8	28.8	18.9	13.8	11.4	10.2	9.8	9.7
50°	1072.6	877.3	108.1	33.9	23.6	15.0	11.2	9.5	8.7	8.2	8.2
52.5°	1151.1	890.3	79.6	28.6	19.1	12.0	9.3	8.2	7.4	6.9	6.9
55°	1220.2	885.0	59.1	23.6	15.4	9.8	7.9	6.9	6.3	5.9	5.9
57.5°	1286.4	867.8	44.2	19.2	12.4	7.9	6.7	5.9	5.2	4.9	4.9
60°	1340.5	839.2	32.8	15.5	9.9	6.4	5.6	4.8	4.2	3.8	3.8
62.5°	1384.4	807.6	24.1	12.8	7.9	5.0	4.4	4.0	3.1	2.7	2.7
65°	1384.7	755.1	18.1	10.6	6.1	4.0	3.3	3.1	2.0	1.6	1.5
67.5°	1284.5	651.0	13.9	9.1	4.8	3.0	2.5	2.6	1.1	0.7	0.5
68°	1248.1	624.5	13.1	9.0	4.5	2.9	2.3	2.6	1.0	0.5	0.4
70°	1052.3	496.9	10.5	8.7	4.0	2.2	1.9	2.6	0.8	0.4	0.3
72.5°	673.1	288.4	7.8	6.9	3.0	1.6	1.2	2.3	0.8	0.3	0.1
75°	286.4	89.4	5.3	4.9	1.8	1.2	0.8	1.5	0.5	0.1	0.0
77.5°	60.4	20.2	3.1	3.0	1.2	0.8	0.5	0.4	0.1	0.0	0.0
80°	15.5	5.9	1.6	1.5	0.7	0.4	0.3	0.0	0.0	0.0	0.0
82.5°	4.9	2.3	1.0	0.7	0.3	0.0	0.0	0.0	0.0	0.0	0.0
85°	2.5	1.4	0.5	0.3	0.0	0.0	0.0	0.0	0.0	0.0	0.0
87.5°	1.4	0.4	0.1	0.0	0.0	0.0	0.0	0.0	0.0	0.0	0.0
90°	0.0	0.0	0.0	0.0	0.0	0.0	0.0	0.0	0.0	0.0	0.0

Signify Classified - Internal
Cooper Lighting Solutions Photometric Lab
1121 Highway 74 South
Peachtree City, GA 30269

Scaled Data Report



Report Generated By 670245982

Signify Classified - Internal
Cooper Lighting Solutions Photometric Lab
1121 Highway 74 South
Peachtree City, GA 30269

Scaled Data Report



Signify Classified - Internal
Cooper Lighting Solutions Photometric Lab
1121 Highway 74 South
Peachtree City, GA 30269

Scaled Data Report



Signify Classified - Internal
Cooper Lighting Solutions Photometric Lab
1121 Highway 74 South
Peachtree City, GA 30269

Scaled Data Report



Signify Classified - Internal
Cooper Lighting Solutions Photometric Lab
1121 Highway 74 South
Peachtree City, GA 30269

Scaled Data Report



--- HS — SS

Signify Classified - Internal
Cooper Lighting Solutions Photometric Lab
1121 Highway 74 South
Peachtree City, GA 30269

Scaled Data Report



u

Signify Classified - Internal
Cooper Lighting Solutions Photometric Lab
1121 Highway 74 South
Peachtree City, GA 30269

Scaled Data Report



Signify Classified - Internal
Cooper Lighting Solutions Photometric Lab
1121 Highway 74 South
Peachtree City, GA 30269

Scaled Data Report



(END OF REPORT)